

Helping your child achieve in mathematics



How to successfully support your child in mathematics?

- Challenge them mathematically at home.
- Encourage problem solving discussions.
- Take an interest in the work in their exercise book, ask your child to describe to you what they have been doing.
- Go on kerboodle and have a look through the textbook.
- Use mathswatchvle as a tool to work on highlighted topics.
- Ensure they have a scientific calculator for all mathematics lessons.
- Follow @griffinmaths and watch key revision topics on griffinmaths youtube channel.



www.kerboodle.com

Personalised digital copies of the textbook and homework book available for all pupils.


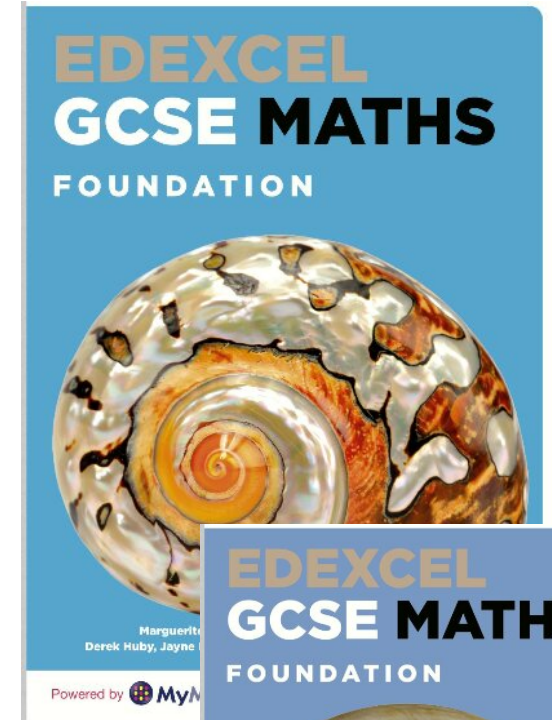

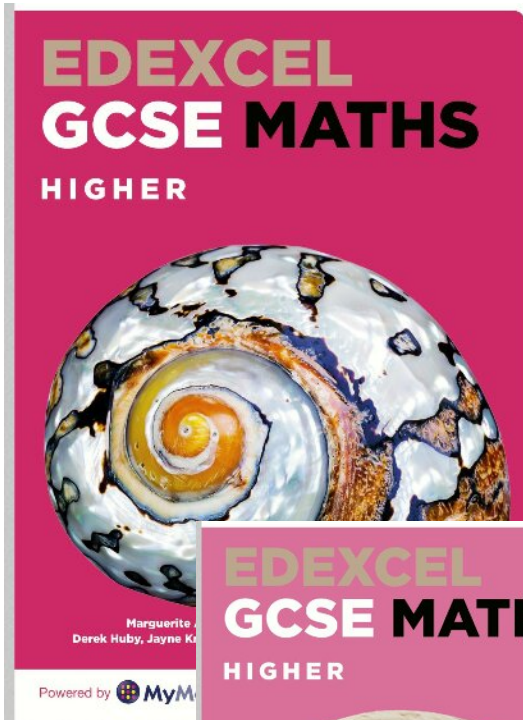
Username:

firstinitialsurname

Password: firstinitialsurname

Institution code: qs4

<http://www.kerboodle.com/users/login>



www.mathswatchvle.com

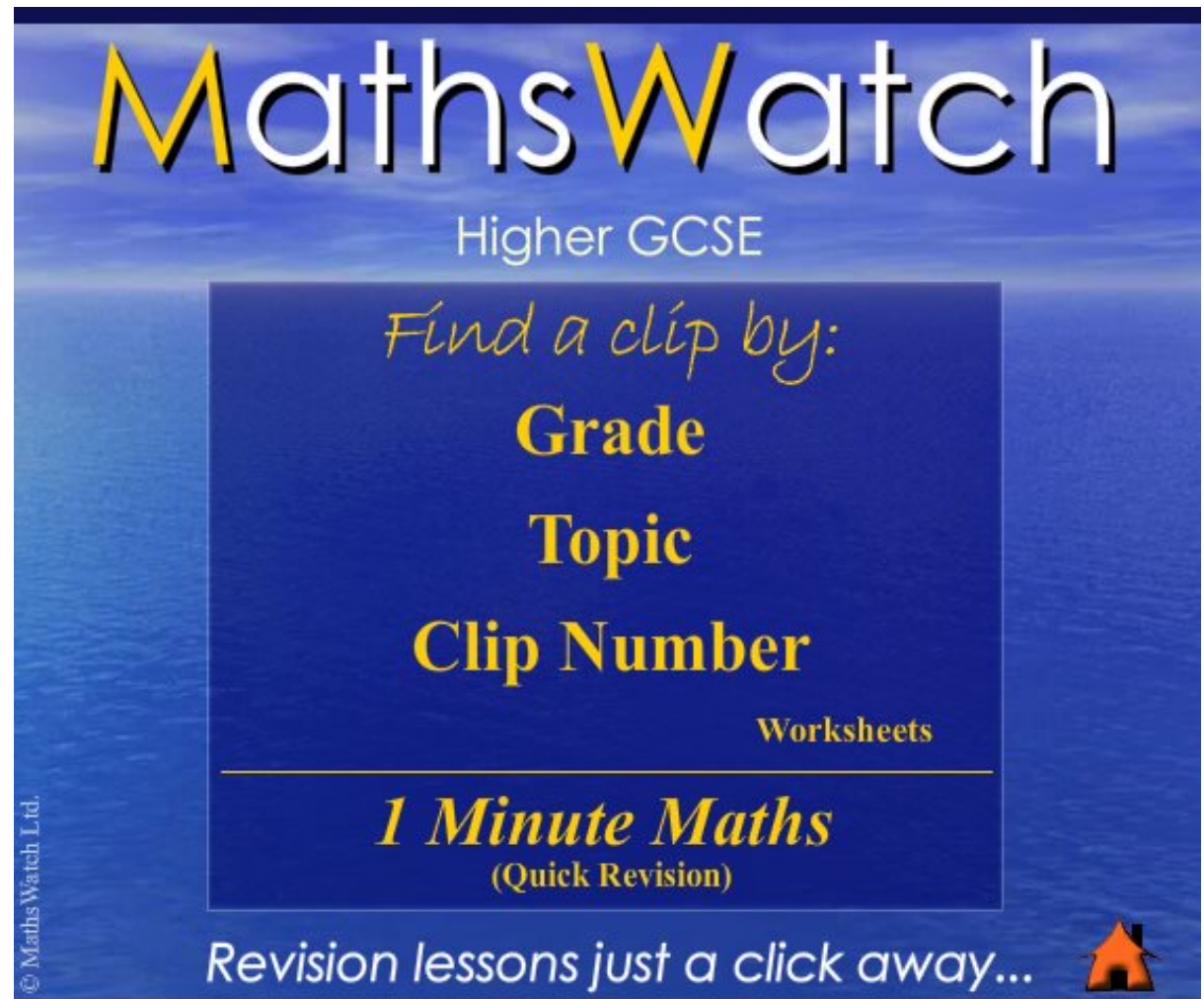
A series of short
interactive revision videos
to consolidate learning
within the classroom.

CentreID: cardinalgriffin

Username:

firstnamesurname

Password: password



The image shows the MathsWatch logo at the top, with 'Higher GCSE' below it. A central dark blue box contains the text 'Find a clip by:' followed by 'Grade', 'Topic', and 'Clip Number' in large yellow font. Below this is a horizontal line, then 'Worksheets' in smaller yellow font, and '1 Minute Maths (Quick Revision)' in large yellow font. At the bottom of the page, it says 'Revision lessons just a click away...' with a small house icon to the right. A vertical copyright notice '© MathsWatch Ltd.' is on the left side of the page.

MathsWatch

Higher GCSE

Find a clip by:

Grade

Topic

Clip Number

Worksheets

1 Minute Maths
(Quick Revision)

Revision lessons just a click away...

© MathsWatch Ltd.

<https://www.mathswatchvle.com/>

Casio scientific calculator

This is the calculator that we use in lessons and recommend that all pupils have with them at all times.

